



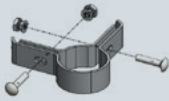
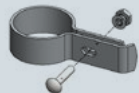
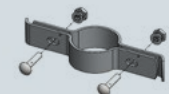
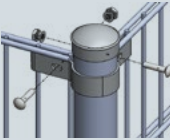
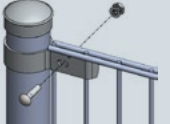

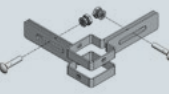
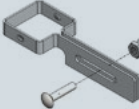

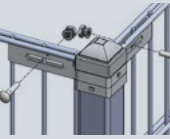







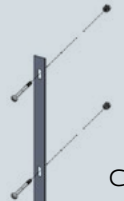
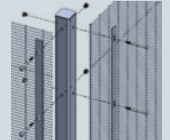
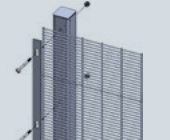
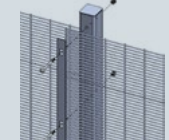

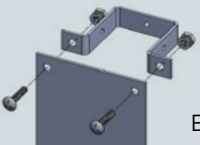

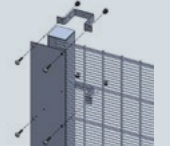
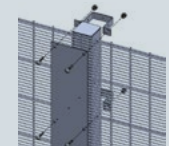
BRACKETS

RAMPART WELDED WIRE



WALLACE
PERIMETER SECURITY

WALLACE PERIMETER SECURITY WELDED WIRE BRACKETS

Bracket Type	Required Brackets	Notes	Bracket Image	Installation Image
RAMPART 286 SINGLE WIRE, RAMPART 284 DOUBLE WIRE, RAMPART 280 DOUBLE WIRE				
13 GA U-Clamp for: 2-3/8" (60 mm) Round Post	4' (1.2 m) high = 3 brackets/panel 6' (1.8 m) high = 4 brackets/panel 8' (2.4 m) high = 5 brackets/panel	1.5" carriage bolt with washer and 5/16-18" nut. Corner has to be a 90-degree angle. If not, use two end/universal brackets.	   <p style="text-align: center;">Corner End/Universal Line</p>	   <p style="text-align: center;">Corner End/Universal Line</p>
12-14 GA U-Clamp for: 2" (51 mm) Square Post 3" (76 mm) Square Post	4' (1.2 m) high = 3 brackets/panel 6' (1.8 m) high = 4 brackets/panel 8' (2.4 m) high = 5 brackets/panel	1.5" carriage bolt with washer and 5/16-18" nut. Use two end brackets for corner installation. 2" posts available in 4' & 6' only.	   <p style="text-align: center;">Corner End Line</p>	   <p style="text-align: center;">Corner End Line</p>
RAMPART 358 SECURITY & RAMPART 354 SECURITY				
Spider Bracket for: 2-1/2" (64 mm) Square Post 3" (76 mm) Square Post	4' (1.2 m) high = 4 brackets/panel 6' (1.8 m) high = 6 brackets/panel 8' (2.4 m) high = 9 brackets/panel	Standard: #12 tamperproof self-tapping screw with 1/4" washer. Optional Upgrade: 8 mm stainless steel carriage bolt with 8 mm stainless steel break-away nut. 2-1/2" posts available in 4' & 6' only.	  <p style="text-align: center;">Corner End/Line</p>	   <p style="text-align: center;">Corner End Line</p>
FLAT BAR SYSTEM				
Defender Lite Bracket for: 3" (76 mm) Square Post	6' (1.8 m) high = 7 brackets/panel 8' (2.4 m) high = 9 brackets/panel	M8 carriage bolt with M8 break-away nut. 1.2" (30 mm) x .25" (6 mm) cover strip.	 <p style="text-align: center;">Corner/End/Line</p>	   <p style="text-align: center;">Corner End Line</p>
Defender Secure Bracket for: 3" (76 mm) Square Post	6' (1.8 m) high = 7 brackets/panel 8' (2.4 m) high = 9 brackets/panel	M8 carriage bolt with M8 break-away nut and .13" (3 mm) post bracket. 4.7" (120 mm) X .13" (3 mm) clamp bar. 5.0" (127 mm) x 5.0" (127 mm) x .13" (3 mm) corner clamp angle.	  <p style="text-align: center;">Corner End/Line</p>	   <p style="text-align: center;">Corner End Line</p>



115 Lawson Crescent
Winnipeg, Manitoba
Canada R3P 1A6
Phone: 866.300.1110
Fax: 204.284.1868

wallaceperimetersecurity.com

LEARN MORE

